

Participant Center Guide


The Brave the Bay Participant Center is your one-stop-shop for Brave the Bay fundraising! This guide covers some of the handy features available through the Participant Center.

If you need additional assistance in using your Participant Center, please email events@sf.wish.org.

You can log in to your participant center 1 of 2 ways:

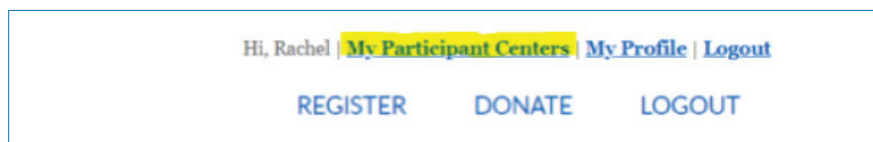
1. From your registration confirmation email
2. From the Brave the Bay registration homepage: https://secure2.wish.org/site/TR?fr_id=3044&pg=entry

Enter your username and password:



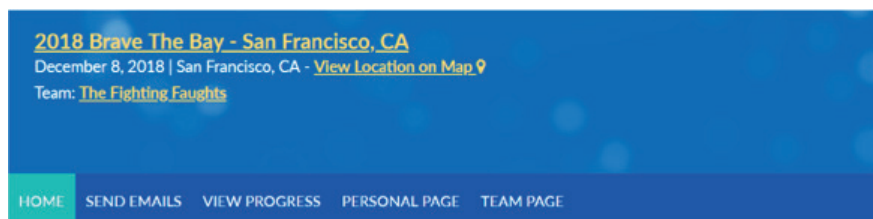
A screenshot of the login form on the Make-A-Wish website. The form includes a "Forgot your password?" link with a "Close" button, a "Go" button, and fields for "Username" and "Password". Below the form are links for "REGISTER", "DONATE", and "LOGIN". The Make-A-Wish logo is visible on the left side of the form.

Once you're logged in, access your participant center from the top righthand corner of the screen:



A screenshot of the user profile navigation bar. It shows a greeting "Hi, Rachel" followed by links for "My Participant Centers", "My Profile", and "Logout". Below these links are buttons for "REGISTER", "DONATE", and "LOGOUT".

Your participant center includes the following features:



A screenshot of the participant center navigation menu. It features a blue header with the text "2018 Brave The Bay - San Francisco, CA", "December 8, 2018 | San Francisco, CA - View Location on Map", and "Team: The Fighting Faughts". Below the header is a navigation bar with links for "HOME", "SEND EMAILS", "VIEW PROGRESS", "PERSONAL PAGE", and "TEAM PAGE".

- ↑
Recruit team members, solicit donations, and thank your donors via email
- ↑
Track your progress or change your fundraising goal
- ↑
Edit your personal page
- ↑
Edit your team page (team captains only)

Send Emails Tab

From the "Send Emails" tab, you can send email directly from your participant center. Emails will be sent under your name.

Let's try one together!

Select your email template:

Let's do a recruitment email →

Compose Message

✓ Configure > ✓ Compose > ③ Set Recipients > ④ Preview & Send

Select Email Template

- Thank You (1)
- Recruiting (1)**
 - Team Recruitment (Preview)
- Solicitation (3)
- Other (1)

[Save as draft](#) [Save as template](#) [Preview](#) **NEXT**

↑
Click Next



Send Emails Tab Continued

Compose your email:

Emails are pre-formatted, but feel free to personalize!



Compose Message

✓ Configure → ✓ Compose → **Set Recipients** → ⚙️ Preview & Send

Subject: Join my Team!

Include personalized greeting (What's this?)

Font family | Font size | [Rich Text Editor Icons]

EDIT ME!!

Have you ever wanted to change someone's life? I know I have - that's why I am fundraising for my local Make-A-Wish® chapter. And I want you to join me!

Together, we can raise money to help grant the wishes of children with critical illnesses. Their wishes and afflictions may vary, but something unites each of them: the need to feel optimistic and to think about something greater than their next medical treatment.

Will you join me and The Fighting Faughts as we raise the much-needed funds to support Make-A-Wish?

I really believe the Make-A-Wish mission changes lives. Doctors, parents and wish kids share so many stories about how wishes transform lives, and their heartfelt words always move me. I want to be a part of making more stories like this happen.

If you're unable to join me in fundraising, you can still support Make-A-Wish by visiting my personal fundraising page and making a

▶ Current layout:

[Save as draft](#) [Save as template](#) [Preview](#) **NEXT**



Click Next

Add recipients:

Add contacts manually

Import contacts from your email



ADD CONTACT **IMPORT CONTACTS**

Available Contacts

Contacts ▾

Search

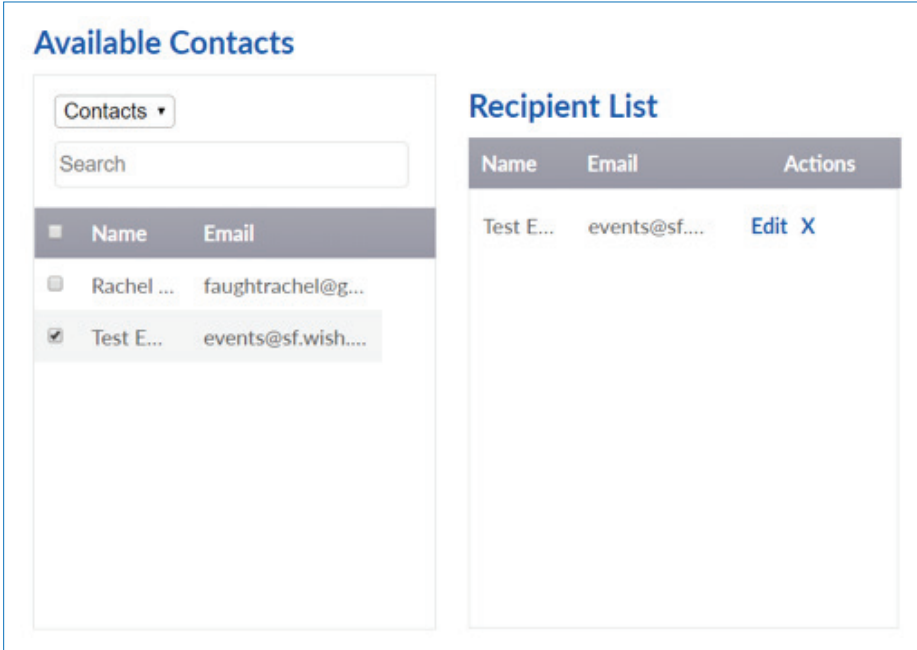
Name	Email
------	-------

Recipient List

Name	Email	Actions
------	-------	---------

Send Emails Tab Continued

Once added, your recipients should appear in this list:



Available Contacts

Contacts ▾

Search

	Name	Email
<input type="checkbox"/>	Rachel ...	faughtrachel@g...
<input checked="" type="checkbox"/>	Test E...	events@sf.wish...

Recipient List

Name	Email	Actions
Test E...	events@sf...	Edit X

Note: The next page will preview your email. If you want to make a change, return to the “compose” tab. If you’re happy, click “send!”

View Progress Tab

On this tab, you can view your fundraising progress, and see a list of donors who have given to you.

One handy tool on this page is the “enter cash/check gift” button, which looks like this:

ENTER CASH / CHECK GIFT

Use this tool if you receive offline cash/checks that you want to be counted towards your goal.

Using the “enter cash/check gift” button, enter any offline cash or checks in your possession.

Once entered, mail the cash/checks to Make-A-Wish Greater Bay Area at:

1333 Broadway, Suite 200, Oakland, CA 94612

Make-A-Wish will confirm the gift once it’s received in the office.

Personal Page Tab

Add photos and videos!



Create a friendly URL so your page is easier to find!



Personalize your title and page text!



Edit Your Personal Fundraising Page [View Personal Page](#)

Personal Page URL: [URL Settings](#)
http://site.wish.org/goto/btbrachel

This page is Public

Title
Why This Is Important to Me

Body

I am excited to be participating in the [\[\[E47: \[\[S42:0:fr-id\]\]:fr_info:1:event_title\]\]](#). I am committed to raising money for Make-A-Wish to help grant the wishes of children with critical illnesses. With your help, it's possible.

Wish kids are some of the bravest and sweetest kids you'll ever know. They wish to work in a pickle factory, become a superhero, go snorkeling, give their baseball team new uniforms, and push all of the buttons in a tall building's elevator. Their innocence and unexpected wisdom stays with you.

Make-A-Wish grants thousands of unique wishes each year. A lot, yes. But that's only 50% of eligible kids. I'm fundraising so more deserving kids and their families can know the happiness, relief and renewal a wish can bring.

Please help me support this great cause by joining me or making a donation to my [\[\[E47: \[\[S42:0:fr-id\]\]:fr_info:1:event_title\]\]](#) fundraising goal. Thank you for your support!

Content
Photos/Video

Team Page Tab (Team Captains Only)



Add a personal photo!



Team Page URL: [URL Settings](#)
http://site.wish.org/goto/btbfought

Body

Why This Is Important To Us

We are excited to be participating in this year's [\[\[E47: \[\[S42:0:fr-id\]\]:fr_info:1:event_title\]\]](#). We are committed to raising money for Make-A-Wish to help grant the wishes of children with critical illnesses. With your help, it's possible.

Wish kids are some of the bravest and sweetest kids you'll ever know. They wish to work in a pickle factory, become a superhero, go snorkeling, give their baseball team new uniforms, and push all of the buttons in a tall building's elevator. Their innocence and unexpected wisdom stays with you.

Make-A-Wish grants thousands of unique wishes each year. A lot, yes. But that's only 50% of eligible kids. We are fundraising so more deserving kids and their families can know the happiness, relief and renewal a wish can bring.

Please help us support this great cause by joining our team or making a donation to [\[\[E47: \[\[S42:0:fr-id\]\]:fr_info:1:event_title\]\]](#) fundraising goal. Thank you for your support!

Photo

Images must be .gif, .jpg or .png files.
[Choose File](#) No file chosen

[Save/Upload](#) or remove photo

The Fighting Faughts

Company

Division

Friends and Family

[Edit](#)



Edit your team name and type!